







LORDO

LO 33300	Swivel Tilt Chair	LO 33060	Sled Base Chair
	LO 33300 Polished metal frame and base. Seat Dimension: 19"W x 18"D x 17"-21"H Back: 19"W x 12"H Overall: 22"W x 23"D x 31"-35" H		LO 33400 Polished metal frame and base. Seat Dimension: 19"W x 18"D x 21"H Back: 19"W x 12"H Overall: 22"W x 23"D x 33" H
LO 33200	Task Chair	LO 33400	High Back Task Chair
	LO 33200 Black back frame with polished metal base available with three arm options. Seat Dimension: 19"W x 18"D x 16" - 21"H Back: 19"W x 21" - 24"H Overall: 19"W x 23"D x 37" - 45"H		LO 33400 Black back frame with polished metal base. Seat Dimension: 19"W x 18"D x 30-33"H Back: 19"W x 30"- 33"H Overall: 19"W x 23"D x 46" - 55" H
OPTIONS		Description	
DA33WA		Durable molded arm pads. Adjusts 4" in height, 4" in width with black stem.	
DA74WA		Durable molded arm pads. Adjusts 4" in height and 4" in width and pivots forward and sideways, with polished metal stem.	
DA44WA100 Fixed Arm		Polished metal stem. Soft polyurethane arm pads.	
Upholstered Arm Pad		Standard in black leather, available in COM/COL	
Hard-floor Casters		2" high hard floor, twin wheel, safety locking casters (soft wheeled)	
N20 Glide		Glides	
Elasticized Mesh Color		Black/Black Stripe or White/Silver Stripe	

LORDO



LO 33200
Swivel Chair



LO 33300
Swivel Tilt Chair



LO 33060
Sled Base Chair

Lordo is available in various models for every application. The swivel task chair model features an advanced synchron mechanism which works together with the pressure-regulated elasticized mesh. The striped mesh is fixed to the backrest frame and has just a single layer which produces an ergonomic cushioning effect, making Lordo one of the most comfortable chairs you will ever sit in.

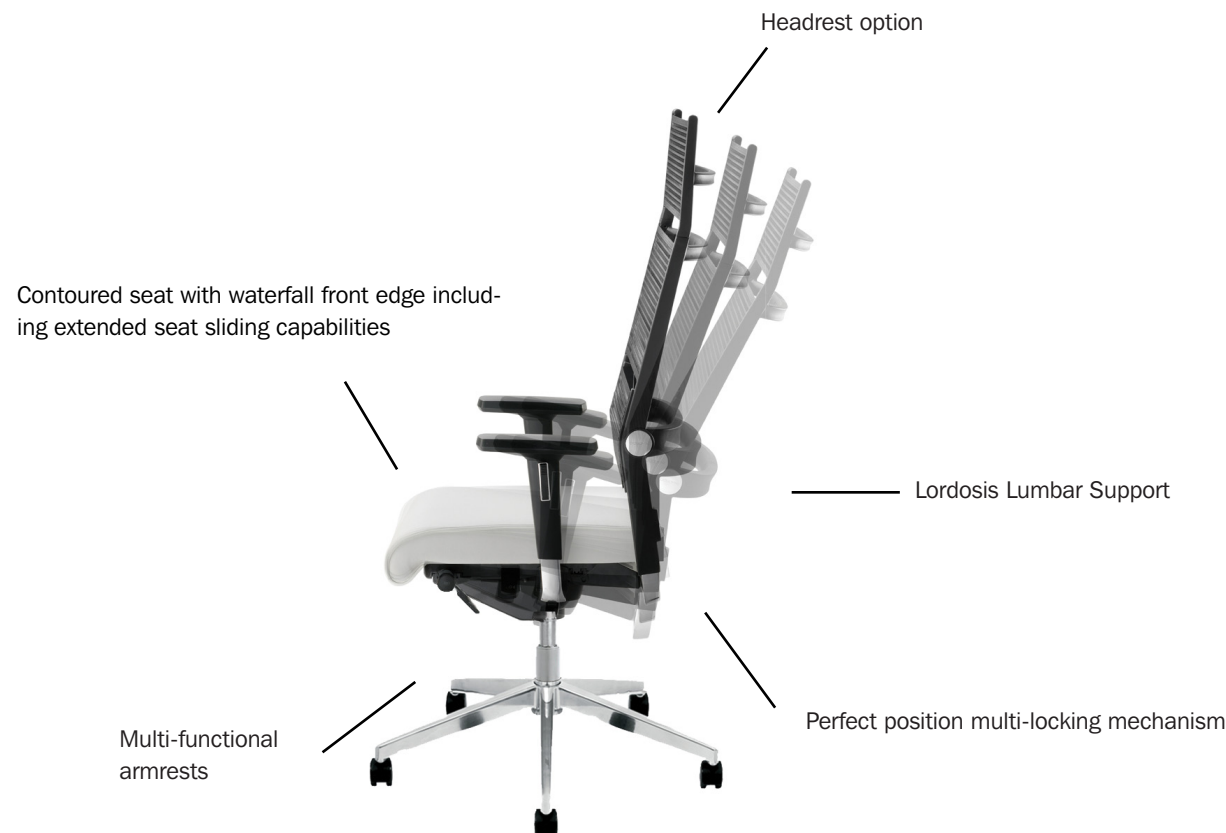
Backrest available in Black/Black Stripe or White/Silver Stripe.

DESIGN: Martin Ballendat

LORDOSIS LUMBAR SUPPORT

The modern Lordosis Lumber Support is swing mounted and is an integral part of the adjustable elasticized backrest. The perfect position advanced seating mechanism and seat tilt adjustment allows users to sit correctly with the body in a balanced posture while locking in numerous positions. The seat and backrest simultaneously follow the movements of the user and the seat surface can easily move beneath the backrest, which allows for enormous seat depth adjustment there by accommodating the shortest to the tallest user.

As a result, “Lordo” guarantees that the pelvis always remains in the correct position and reduces pressure on the thighs, thus ensuring blood flow, regardless of the user’s posture when sitting. Lordo simply provides the most comfortable seat in the office today, ensuring many hours of productivity.




LO 33400
Swivel Chair with headrest and optional DA33WA arms



LO 33200
Swivel Chair with optional DA44WA100 arms

BACKRESTS



White/Silver Stripe



Black/Black Stripe



Single layer elasticized striped mesh provides incredible comfort and an ergonomic cushioning effect. Independently swing mounted Lordosis Lumbar Support provides unsurpassed lumbar support.

The Perfect Position advanced seating mechanism allows for exact seating tension which optimizes the back support. The seat sliding range enables all body sizes to be accommodated and the contoured seat with waterfall front edge allows users to sit longer without painful pressure points no matter what their function.



Dauphin will grade in any fabric at your request. Please contact our customer service department at 800.631.1186 or inquire@dauphin.com. All COM/COL requests are subject to testing of the material for compliance prior to acceptance.

COM / COL



Focus Open Silver 2009
International Design Award